

# INTRODUCING



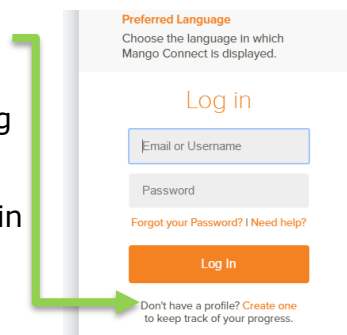
## WHAT IS **mángo**?

Mango Languages is an online language-learning resource that teaches real-world conversation skills for practical communication in a culturally relevant and fun way.

- Free for Woodridge Public Library cardholders.
- Available 24 hours a day, 7 days a week, 365 days of the year.
- Currently offers instruction in 72 languages, including English as a second language (ESL).
- Learn at your own pace!
- You can record your speech and compare it to audio from a native speaker to hear exactly how to tune in your accent.
- Learn on-the-go with the Mango app (iOS and Android).
- Lessons can be downloaded for *offline-use* through the Mango app.

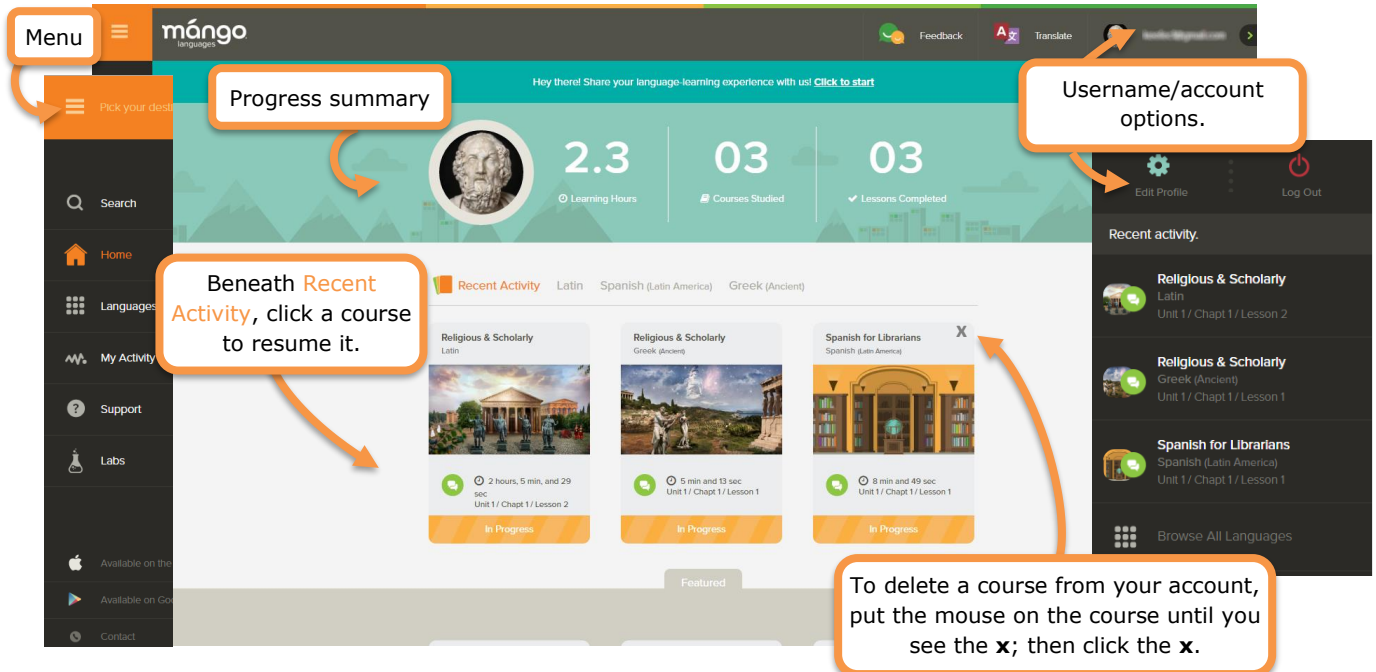
## HOW TO ACCESS **mángo**

1. Using your favorite web browser, go to the Library's website at [www.woodridgelibrary.org](http://www.woodridgelibrary.org).
2. Click on **ONLINE RESEARCH** at the top of the home page.
3. Scroll down the page and click on **mángo** Enter your complete Woodridge library card number in the entry box.
4. **First time users!** Create a Mango account so that you can keep track of your courses and stop/resume/repeat lessons as you wish. Whenever you return to Mango, log in to your account.
5. When you log in, you'll be greeted with your username in the upper right corner of your account home page. To log out, click on your username and select **Log Out**.



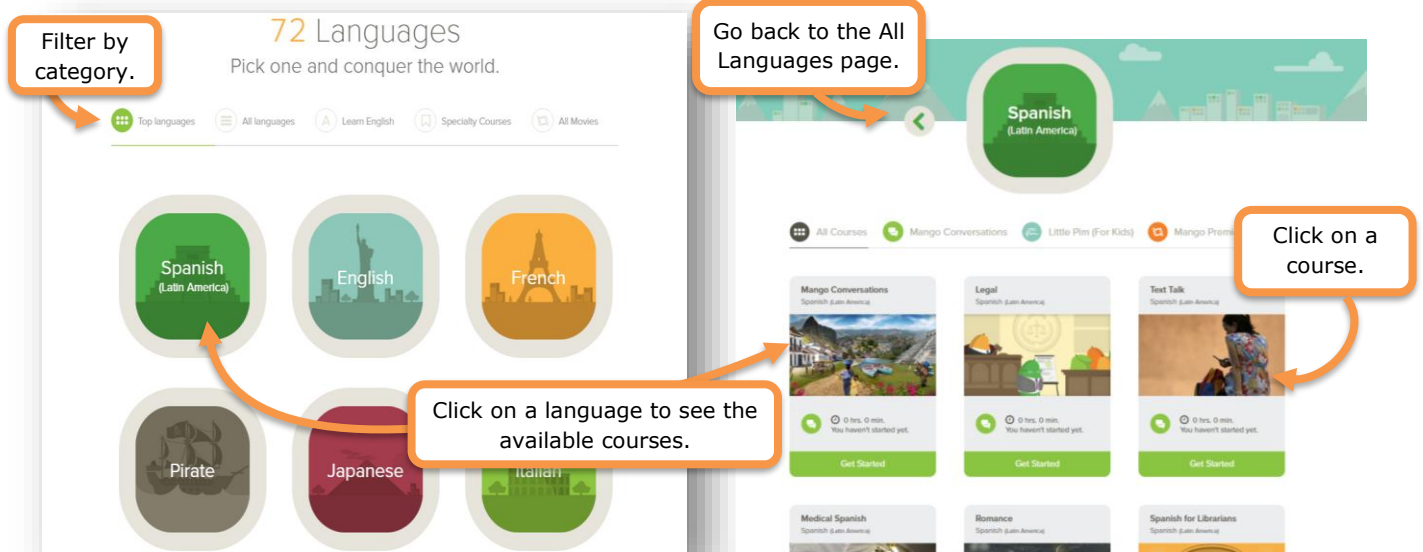
# WELCOME TO YOUR DASHBOARD

Your account **dashboard** displays your course activity and a progress summary. Click on the **Menu** in the *upper left* to search the Mango website, to go to the full list of languages, to view monthly statistics about your activity, and to see the projects that Mango is working on (Labs). Click on your **Username** in the *upper right* for options to edit your profile, **Log Out**, to see a list of your recent activity, and to browse all languages.



# SELECT A LANGUAGE & COURSE

Click on either **Languages** or **Browse All Languages** from the Menu or the Username/account options, as shown above. There are currently 72 languages (including Pirate and English) to choose from -- the available courses depend on the language. Click on a category above the language buttons to filter the languages in different ways. **Specialty Courses** are mini-courses for learning culture-related and workplace conversations and **All Movies** is a small collection of foreign films that comprise *Mango Premiere* -- a fun way to learn a language by watching movies (online only).



# START A COURSE

Depending on the course, you may have one or more **Units** (ie. levels) to choose from. Click on **Start Learning** to immediately begin with Unit 1, Chapter 1, Lesson 1 OR choose a Unit to begin with. Many courses (not all) have a **Placement Test** to help you determine where you should begin.

**Start at the beginning!**

If there are more than one Units, you may choose where to begin.

Not sure? Find out where to start.

You'll know upfront what the Unit will cover.

# NAVIGATE THROUGH A CHAPTER & LESSON

**Chapters** contain **lessons** comprising of multiple **slides**. The sequence of slides reinforces learning through *repetition* and *phrase-building*. A **Chapter review** comes at the end of each chapter and goes over what you've just learned before proceeding to the next chapter. You may go back and forth through the slides at any time and skip chapters and lessons. You can repeat everything as often as you wish.

**Color-mapped words & phrases.**

Go directly to any lesson in the chapter by using the Chapter menu.

Use the arrows or the round slider to navigate backward/forward through the sequence of slides.

**Color-mapped** words and **phrases** correspond to the parts of grammar or to English translations, as explained in the lesson. Put the mouse-pointer *over* the word or phrase to see a phonetic breakdown. Click directly *on* a word to hear it. To hear all of the text on the slide, click on the green speaker. To replay the entire slide, click on the replay button. Click on the microphone to record your voice (if your device has a microphone) and then compare your recording to speakers' recording.